


WORDS BY THEME

french

DAILY WORDS AND PHRASES BY
THEME TO START SPEAKING FRENCH



BY

FL
FRANCO LANG

WHO IS THIS COURSE DESIGNED FOR?

This course is designed for you if you want to travel to a French-speaking country, improve your French, prepare for exams, and communicate with native speakers.

Mastering a new language is always a challenge.

Yet, you've taken the first courageous step in learning French. But you crave more—you're an adventurous soul, always ready for new experiences and eager to make the most out of life.

For some time now, you've dreamed of visiting a French-speaking country. You're drawn to the culture, the warmth of the people, the delicious food, and the fascinating history. But before embarking on this journey, you feel the need to build your confidence by improving your French-speaking skills.

Boost your communication by expanding your vocabulary today!

W H O A M I ?

I'm Nassima, an Algerian French teacher with 4 years of experience, currently residing in Hungary. My passion for languages and cultures has driven me to teach French and connect with diverse individuals through my work and travels.

I speak four languages fluently: French, English, Arabic, and Kabyle. I'm also a beginner in Spanish and Chinese, which broadens my perspective and helps me relate to learners at different stages of their language journey.

I founded my own online academy, Francolang, to blend my love for teaching with my fascination for cross-cultural exchange. At Francolang, I offer dynamic French lessons aimed at helping students from all over the world improve their language skills. Whether you're preparing for exams such as the TEF or TCF, or simply looking to advance your French for personal or professional purposes, Francolang is here to assist you.

If you're here, it's because you're eager to learn French, whether for personal development, travel, or achieving certification. Welcome to Francolang, where we strive to make your French learning experience both effective and enjoyable.


TABLE DES MATIÈRES / TABLE OF CONTENTS

1. Présentations et salutations	5	/ Greetings and Introductions	5
2. Les jours et les mois	10	/ Days and Months	10
3. Famille et relations	18	/ Family and Relationships	18
4. La maison et les objets du quotidien	24	/ The House and Everyday Objects	24
5. Les repas et la nourriture	30	/ Meals and Food	30
6. Les courses et les achats	36	/ Shopping and Purchases	36
7. Les transports et les déplacements	43	/ Transportation and Travel	43
8. Les émotions et les sentiments	51	/ Emotions and Feelings	51
9. Le travail et les professions	58	/ Work and Professions	58
10. La santé et les soins	69	/ Health and Care	69
11. Les voyages et les vacances	78	/ Travel and Vacations	78
12. Les technologies et Internet	91	/ Technology and the Internet	91
13. Les loisirs et passe-temps	97	/ Hobbies and Pastimes	97
14. Le temps et la météo	105	/ Weather and Climate	105
15. Les couleurs et les formes	110	/ Colors and Shapes	110
16. L'argent et la banque	115	/ Money and Banking	115
17. Les fêtes et les traditions	122	/ Holidays and Traditions	122
18. Les vêtements et la mode	127	/ Clothing and Fashion	127
19. L'éducation et l'apprentissage	134	/ Education and Learning	134
20. Les routines quotidiennes	141	/ Daily Routines	141
21. Exercices	148	/ Exercises	148

bonjour

Présentations et salutations

Theme 01



FRENCH	ENGLISH	FORMAL/INFORMAL
Bonjour	HELLO	FORMAL
Salut	HI	INFORMAL
Bonsoir	GOOD EVENING	FORMAL
Bonne nuit	GOOD NIGHT	BOTH
Coucou	HI	INFORMAL
À bientôt	SEE YOU SOON	FORMAL
À plus tard	SEE YOU LATER	INFORMAL
À plus	SEE YOU LATER	INFORMAL
À demain	SEE YOU TOMORROW	INFORMAL
Adieu	FAREWELL	FORMAL
Enchanté(e)	NICE TO MEET YOU	INFORMAL
S'il vous plaît	PLEASE	FORMAL

FRENCH	ENGLISH	FORMAL/INFORMAL
S'il te plaît	PLEASE	INFORMAL
Merci	THANK YOU	BOTH
De rien	YOU'RE WELCOME	BOTH
Excusez-moi	EXCUSE ME	FORMAL
Pardon	SORRY/EXCUSE ME	BOTH
Désolé(e)	SORRY	FORMAL
Au revoir	GOODBYE	BOTH



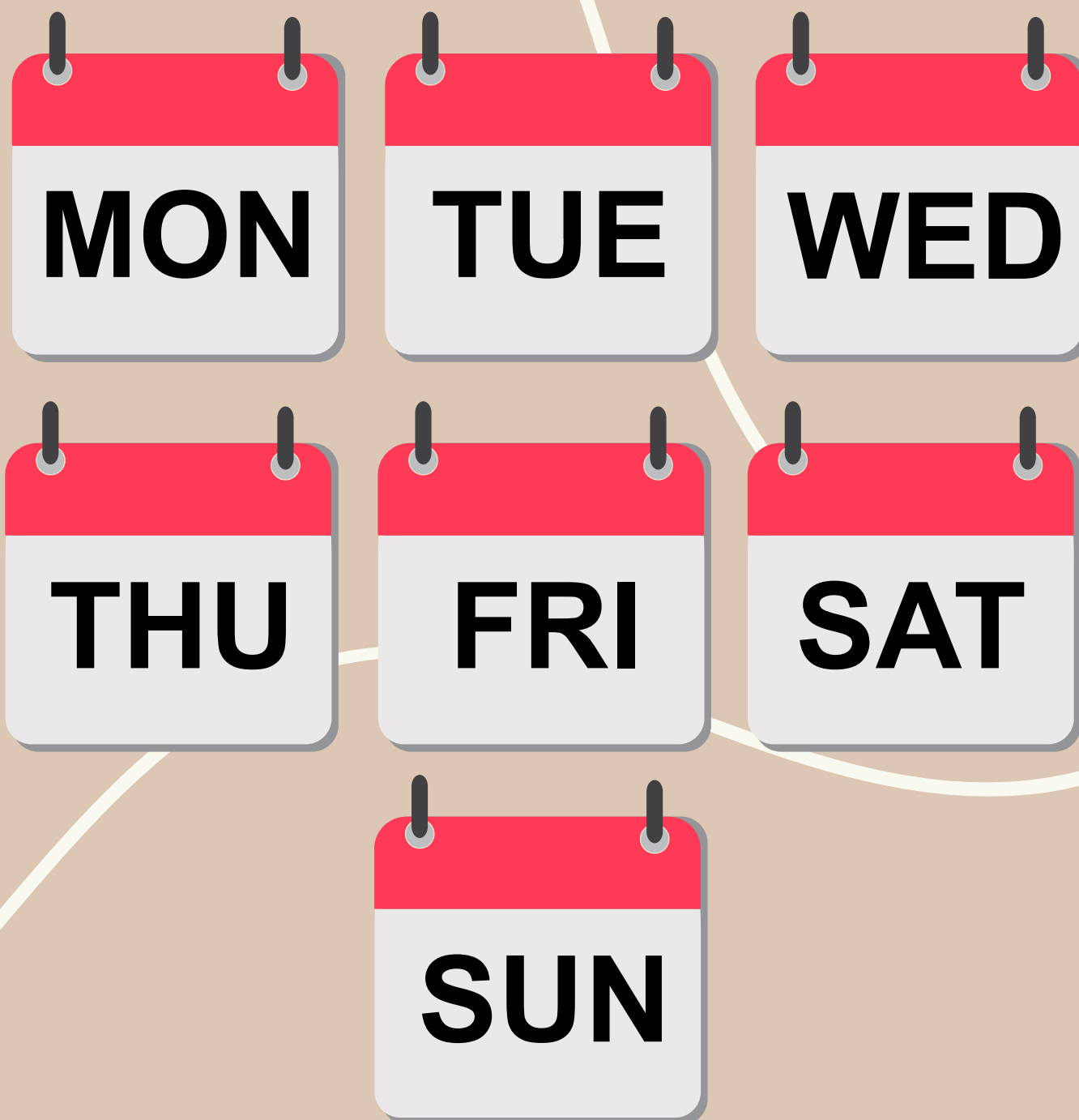
FRENCH	ENGLISH	FORMAL/INFORMAL
Je suis désolé(e).	I'M SORRY	BOTH
Enchanté(e) de faire votre connaissance	NICE TO MEET YOU	FORMAL
Comment vous appelez-vous ?	WHAT'S YOUR NAME?	FORMAL
Merci beaucoup.	THANK YOU VERY MUCH	BOTH
Je m'appelle...	MY NAME IS...	BOTH
D'où venez-vous ?	WHERE ARE YOU FROM ?	FORMAL
Où habitez-vous ?	WHERE DO YOU LIVE?	FORMAL

FRENCH	ENGLISH	FORMAL/INFORMAL
Comment tu t'appelles ?	WHAT'S YOUR NAME ?	INFORMAL
Tu viens d'où ?	WHERE ARE YOU FROM?	INFORMAL
Tu habites où ?	WHERE DO YOU LIVE ?	INFORMAL
Quel âge as-tu ?	HOW OLD ARE YOU ?	INFORMAL
Quel âge avez -vous ?	HOW OLD ARE YOU ?	FORMAL
J'ai... ans	I'M... YEARS OLD	BOTH
Et vous ?	AND YOU ?	FORMAL
Et toi ?	AND YOU ?	INFORMAL

- (e) is added to show femininity in nouns and adjectives, making the word applicable to both genders when written as (e).



Les jours et les mois
Theme 02



FRENCH	ENGLISH
Lundi	MONDAY
Mardi	TUESDAY
Mercredi	WEDNESDAY
Jeudi	THURSDAY
Vendredi	FRIDAY
Samedi	SATURDAY
Dimanche	SUNDAY
Janvier	JANUARY
Février	FEBRUARY
Mars	MARCH
Avril	APRIL
Mai	MAY

FRENCH	ENGLISH
Juin	JUNE
Juillet	JULY
Août	AUGUST
Septembre	SEPTEMBER
Octobre	OCTOBER
Novembre	NOVEMBER
Décembre	DECEMBER
Jour férié	PUBLIC HOLIDAY
Le rendez-vous	APPOINTMENT
Le calendrier	CALENDAR
La semaine	THE WEEK
Le mois	THE MONTH

FRENCH	ENGLISH
L'année	THE YEAR
Le week-end	WEEKEND
La journée	DAY (DURATION)
Le matin	MORNING
L'après-midi	AFTERNOON
Le soir	EVENING
La nuit	NIGHT
Hier	YESTERDAY
Aujourd'hui	TODAY
Demain	TOMORROW
La semaine prochaine	NEXT WEEK
Le lundi dernier	LAST MONDAY

FRENCH	ENGLISH
<p>Pourrions-nous fixer un rendez-vous pour le lundi prochain ?</p>	<p>COULD WE SCHEDULE AN APPOINTMENT FOR NEXT MONDAY?</p>
<p>À quelle date seriez-vous disponible ?</p>	<p>WHAT DATE WOULD YOU BE AVAILABLE?</p>
<p>Je vous confirme notre rendez-vous pour le 5 octobre.</p>	<p>I CONFIRM OUR APPOINTMENT FOR OCTOBER 5TH.</p>
<p>Nous serons fermés pour cause de jour férié.</p>	<p>WE WILL BE CLOSED DUE TO A PUBLIC HOLIDAY.</p>
<p>Serait-il possible de reporter notre rendez-vous ?</p>	<p>WOULD IT BE POSSIBLE TO RESCHEDULE OUR APPOINTMENT?</p>

Formal

FRENCH

ENGLISH

Je suis disponible à partir de la semaine prochaine.

I AM AVAILABLE STARTING NEXT WEEK.

Avez-vous vérifié le calendrier des jours fériés ?

HAVE YOU CHECKED THE PUBLIC HOLIDAY CALENDAR?

Nous observons une fermeture pour le jour de l'An.

WE WILL BE CLOSED FOR NEW YEAR'S DAY.

Le calendrier des jours fériés pour cette année est disponible.

THE CALENDAR OF PUBLIC HOLIDAYS FOR THIS YEAR IS AVAILABLE.


Formal

FRENCH	ENGLISH
On se voit vendredi ?	SEE YOU ON FRIDAY?
T'as un créneau la semaine prochaine ?	DO YOU HAVE A SLOT NEXT WEEK?
On peut décaler le rendez-vous à lundi ?	CAN WE PUSH THE MEETING TO MONDAY?
T'es dispo quand pour qu'on se retrouve ?	WHEN ARE YOU FREE SO WE CAN MEET?
On se retrouve ce week-end ?	WOULD IT BE POSSIBLE WE MEET THIS WEEKEND?

Informal

FRENCH	ENGLISH
J'ai pris un jour de congé pour le 14 juillet.	I TOOK A DAY OFF FOR JULY 14TH.
J'ai un rencard demain soir.	I HAVE A DATE TOMORROW NIGHT.
Pas dispo aujourd'hui, je bosse.	NOT AVAILABLE TODAY, I'M WORKING.
On va faire le pont pour ce jour férié.	WE'RE TAKING A LONG WEEKEND FOR THIS PUBLIC HOLIDAY.
On peut se voir un de ces jours ?	CAN WE MEET ONE OF THESE DAYS?

Informal



Exercices



Exercice 1 : fill-in-the-blank

Complete the following sentences with the appropriate word from the vocabulary list.

Vocabulary List: réveille, douche, transport, dîner, supermarché, plage, nuageux, rendez-vous, costume

1. Le matin, je me _____ à 7 heures et je prends une _____.

- Translation: In the morning, I wake up at 7 a.m. and take a shower.

2. Pour aller au travail, je prends le _____.

- Translation: To get to work, I take the transport.

3. Avant d'aller me coucher, j'aime _____ en écoutant de la musique.

- Translation: Before going to bed, I like to have dinner while listening to music.

4. Le samedi, je fais les _____ au _____.

- Translation: On Saturdays, I go shopping at the supermarket.

5. Pendant mes vacances, j'aime aller à la _____ et me détendre.

- Translation: During my vacation, I like to go to the beach and relax.

6. Quand il fait _____ dehors, je préfère rester chez moi.

- Translation: When it's cloudy outside, I prefer to stay home.

7. Mon _____ à la banque est à 14h; je dois y aller pour retirer de l'argent.

- Translation: My appointment at the bank is at 2 p.m.; I need to go there to withdraw money.

8. Pour un rendez-vous important, il est recommandé de porter un _____.

- Translation: For an important meeting, it is recommended to wear a suit.

Exercice 2 : Multiple Choice

Choose the correct expression based on whether the situation is formal or informal.

- To greet a colleague in a professional setting, you say:
a) **Salut, comment ça va ?**
b) **Bonjour, comment allez-vous ?**
- When politely asking where someone lives, you say:
a) **Où habites-tu ?**
b) **Où habitez-vous ?**
- If you're on vacation with friends and like a hotel, you say:
a) **Cet hôtel est vraiment cool !**
b) **Cet hôtel est très agréable.**
- When saying goodbye in a formal situation, you say:
a) **À plus tard, prends soin de toi !**
b) **Je vous souhaite une excellente journée, à bientôt !**

Exercise 3: Dialogue Completion

Complete the dialogues below with appropriate formal or informal phrases.

1. Formal Situation:

- M. Dupont: _____ (greet someone formally)
- **Mme Martin: Bonjour, comment allez-vous ?**
- M. Dupont: Je vais bien, merci. J'aimerais discuter du projet que nous avons commencé la semaine dernière. Êtes-vous disponible demain ?
- **Mme Martin: _____ (respond politely and formally)**

Translation:

Mr. Dupont: (greet someone formally)

Mrs. Martin: Good morning, how are you?

Mr. Dupont: I'm doing well, thank you. I'd like to talk about the project we started last week. Are you available tomorrow?

Mrs. Martin: (respond politely and formally)

2. Informal Situation:

- Julie: Salut ! _____ (greet a friend informally)
- **Marc: _____ (respond informally)**
- Julie: Tu as déjà pris ton petit-déjeuner ?
- **Marc: Oui, j'ai pris un café ce matin, et toi ?**
- Julie: _____ (informally talk about breakfast)

Translation:

Julie: Hi! (greet a friend informally)

Marc: (respond informally)

Julie: Have you already had breakfast?

Marc: Yes, I made a coffee this morning, and you?

Julie: (informally talk about breakfast)

A C K N O W L E D G E M E N T S

I would like to express my deep gratitude to everyone who contributed to the creation of this book.

First and foremost, I warmly thank my students, whose thirst for learning and ongoing enthusiasm have been a true source of inspiration throughout this project. Their dedication to mastering the French language motivated me to create a resource that could accompany them on their journey.

I also want to express my appreciation to my friends, who shared their advice, expertise, and encouragement at every stage of writing. Their support helped me refine my ideas and bring this project to life.

A big thank you to my family for their patience, love, and understanding. Without their unconditional support, this book would never have come to fruition.

Finally, I would like to thank my readers and future users of this book. I hope it will provide you with valuable knowledge and help you deepen your mastery of everyday French.

You can follow us on Instagram and TikTok at @francolang.Co. Don't forget to sign up for our online group classes with experienced teachers. Enjoy a 40% discount for the first 20 registrants! Classes will start in January 2025, and places are limited.

In these classes, we will practice everything: listening, conversation, writing, and speaking. You'll receive support from teachers both during and outside of lessons. Videos will be recorded for online access, allowing you to review the material at your convenience. Classes will be held three times a week on Zoom, lasting between one hour and one and a half hours. Join us, and let's learn together!